


ROM


Gallery Trail: ROM Remix

Explore a gallery. **Read** the labels. **Observe** the objects & displays. **Listen** to sounds & people. **Learn**.

Museum Guidelines:


- Walk. Don't run.
- **Only** touch things with a "please touch" sign.
- Work alone or in groups.
- Choose the questions you want to answer most
- Respect other people in the gallery
- Use pencils in the gallery.

 What is this gallery about? How do you know?

 Choose 3 objects. Explain why you think each one belongs in this gallery.

Object	Why is it here?

 **Draw** your favourite thing in the gallery. Add **labels or notes** showing important points. **Explain** why it's your favourite.

 **ROM Remix:** Choose three things that are **NOT** already displayed together, but you think have something in common that would make a great new display.

The three objects are:

Now write a museum label for your new display. It should tell visitors:

- What is the theme of your display?
- Why did you put these three objects together?
- What story are they telling?

Back in Class: Use 2D or 3D art tools to re-create these objects in your new display. Combine all your class displays to make a remixed museum!